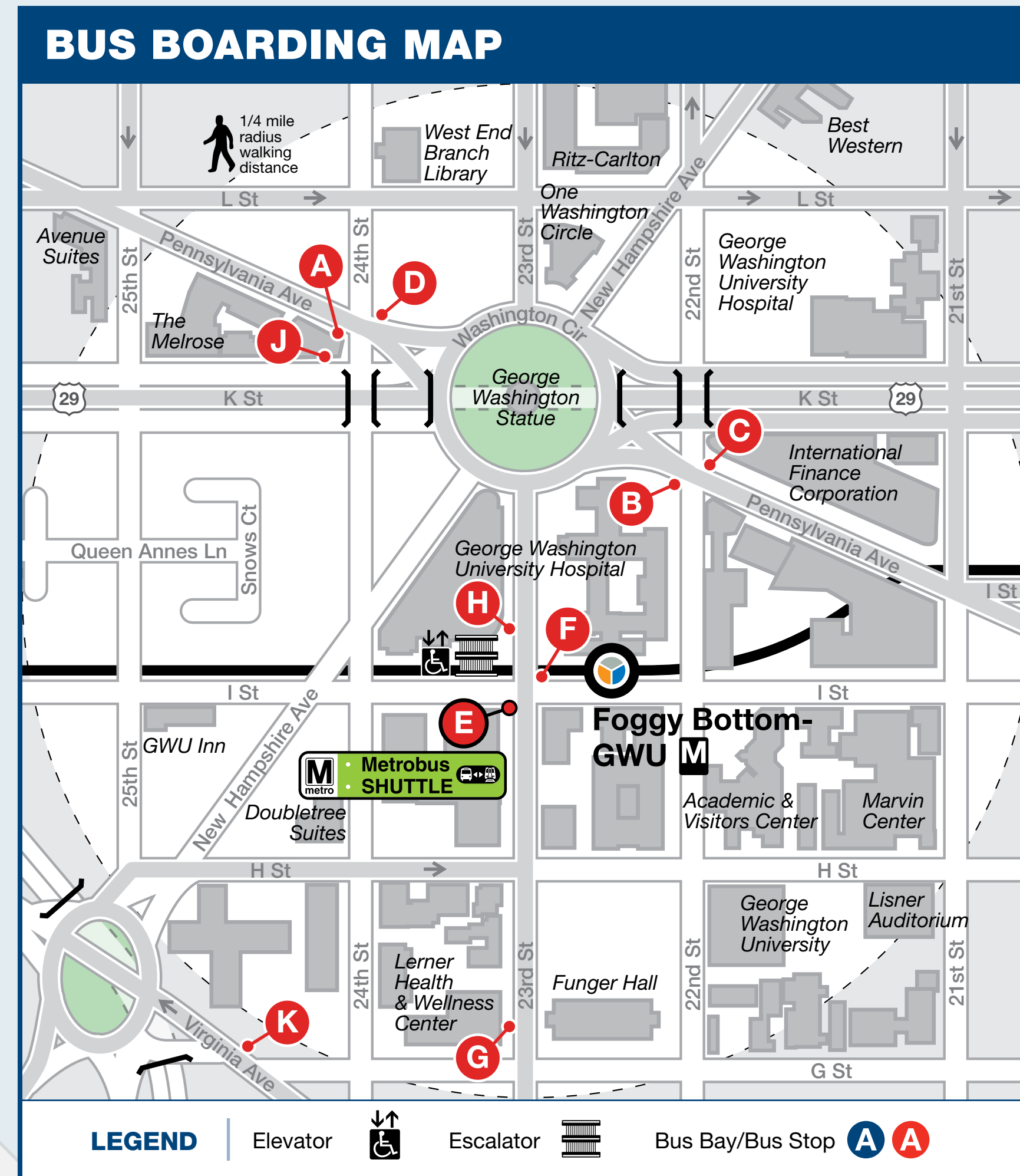
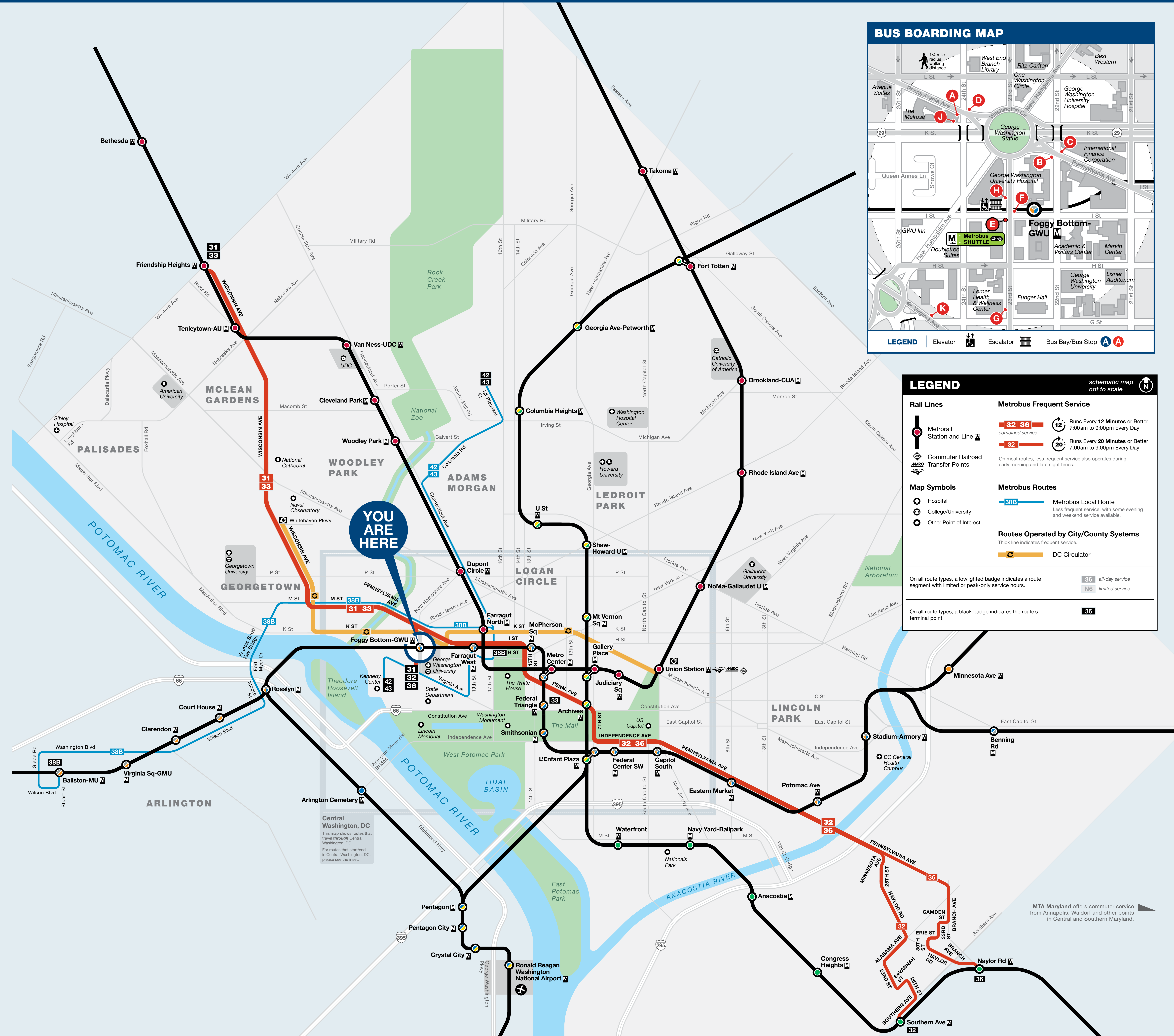




# Bus Service from Foggy Bottom-GWU



### LEGEND

**Rail Lines**

- Metrorail Station and Line
- Commuter Railroad Transfer Points

**Map Symbols**

- Hospital
- College/University
- Other Point of Interest

**Metrobuses Frequent Service**

- 31 32 36: Runs Every 12 Minutes or Better combined service
- 32: Runs Every 20 Minutes or Better 7:00am to 9:00pm Every Day

**Metrobuses Routes**

- 38B: Metrobus Local Route (Less frequent service, with some evening and weekend service available)
- DC Circulator: Routes Operated by City/County Systems (Thick line indicates frequent service)

**Service Indicators**

- Red disc: all-day service
- Black badge: limited service
- Black badge: terminal point

## BUS SERVICE AND BOARDING LOCATIONS

Frequent service is available on selected lines. Look for the Frequent Service icon. Buses run frequently every day between 7:00am and 9:00pm. Less frequent service runs at early morning and late night times.

The table shows approximate minutes between buses; check schedules for full details.

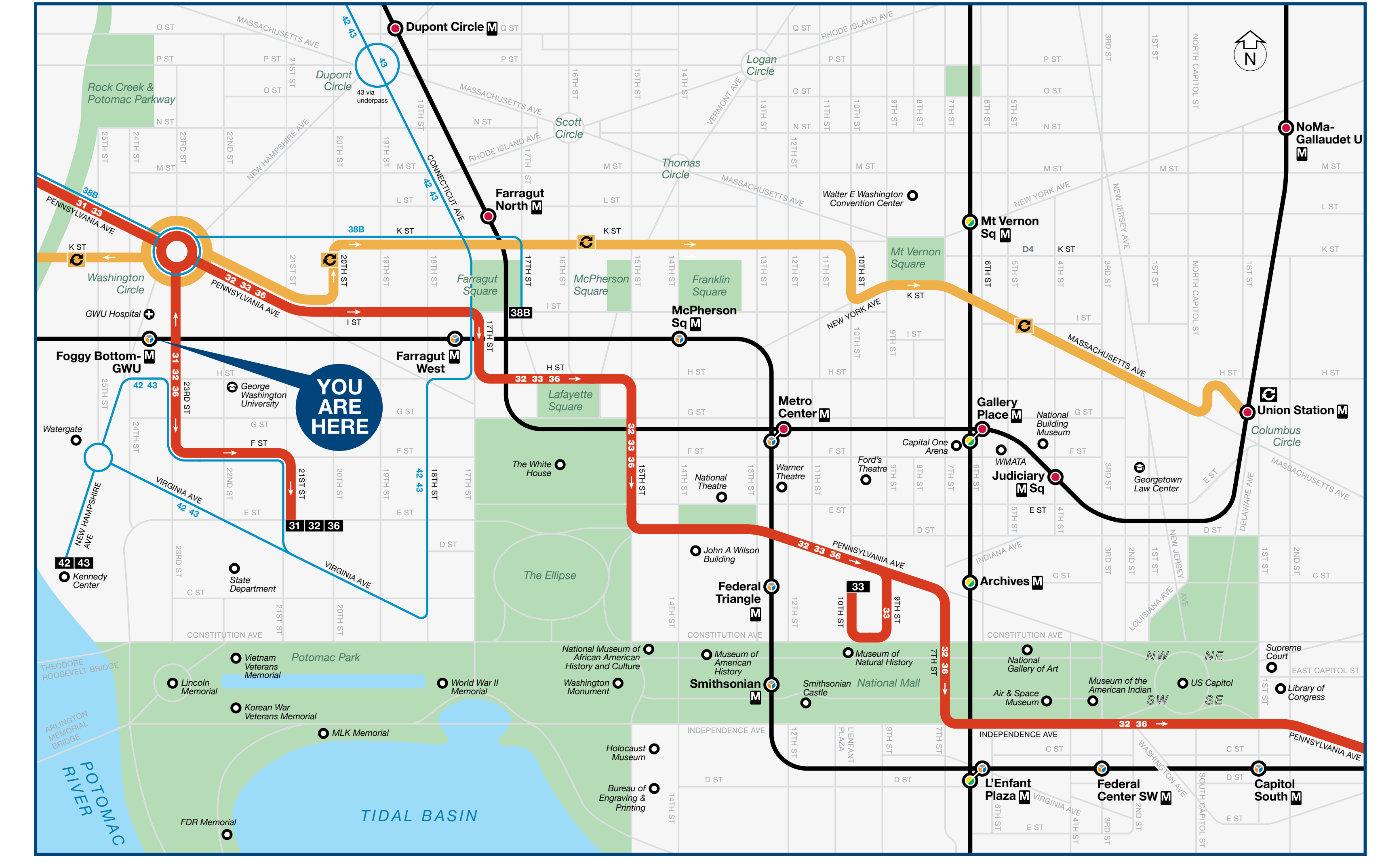
ROUTE	DESTINATION	BOARD AT BUS STOP	MONDAY TO FRIDAY				SATURDAY		SUNDAY	
			AM RUSH	MIDDAY	PM RUSH	EVENING	DAY	EVENING	DAY	EVENING
<b>PENNSYLVANIA AVENUE LINE</b>										
31 32 36	Potomac Park	E	6-10	6-10	6-10	12-20	10-15*	10-30*	12-15*	12-30*
32 36	Pennsylvania Ave & Minnesota Ave SE	B F	10	10	5-10	12-30	10-15	10-30	12-15	12-30
32	Southern Ave M	B F	20	20	12	20	20	20-30	24	24
36	Naylor Rd M	B F	20	20	12	20	20	20-30	24	24
<b>WISCONSIN AVENUE LINE</b>										
31 33	Friendship Heights M	D	10	10	6	10-15	12*	12-30*	12*	12-30*
33	Federal Triangle	B	6-12	10-20	10-20	10-15	12	12-30	12	12-30
<b>BALLSTON-FARRAGUT SQUARE LINE</b>										
38B	Ballston-MU M	C D	15-20	15	15	15-30	30	30	30	30
38B	Farragut N&W M	A	15	15	15	15-30	30	30	30	30
<b>MOUNT PLEASANT LINE</b>										
42 43	Mt Pleasant	G	15-20	10-12	9	12-20	15	20-24	15	20-24
42 43	Kennedy Center	K	9*	7-17	9-20*	15-30	10-20	20-24	10-20	20-30
<b>DC CIRCULATOR</b>										
C	Georgetown	C J	10	10	10	10	10	10	10	10
C	Union Station M	A B	10	10	10	10	10	10	10	10
<b>KENNEDY CENTER SHUTTLE</b>										
H			15	15	15	15	15	15	15	15

**MTA COMMUTER BUS**  
For boarding information and bus service frequency go to [mta.maryland.gov/commuter-bus](http://mta.maryland.gov/commuter-bus)

**Metrobuses Shuttle** (E) During track work and/or rail shutdown events, this bus stop will also be served by Metro shuttle buses.

**NOTE:** The lettered red discs in the table and on the boarding map identify bus stops near this station. The letters ARE NOT displayed at the actual bus stops.  
\* 31 does not operate on the weekend.  
• Certain 43 AM/PM Rush trips end at Potomac Park. See schedule for details.

## CENTRAL WASHINGTON DC



Bus service is subject to change. Check [wmata.com](http://wmata.com) for updates. December 2021

**information** [wmata.com](http://wmata.com) | 202-637-7000 | 202-638-3780  
 Para busETA y información general, llame al 202-637-7000 (TTY 202-638-3780) o visite [wmata.com](http://wmata.com).  
 정보나 busETA 또는 기타 지원 관련 문의는 202-637-7000 (TTY 202-638-3780) 으로 전화하십시오.  
 스페어 언어는 T를 누르고, 기타 언어 관련 문의는 888을 누른 후 5를 누르십시오. 또는 [wmata.com](http://wmata.com) 을 방문하십시오.

**metroAlerts**  
 Sign up today at [wmata.com/MetroAlerts](http://wmata.com/MetroAlerts)

Metro is accessible.  
 Metro es accesible.  
 메트로는 접속 가능합니다.

